

Split core clamp type sensor

Small clamp type AC current sensor ($\phi 8 / 75\text{Arms}$)

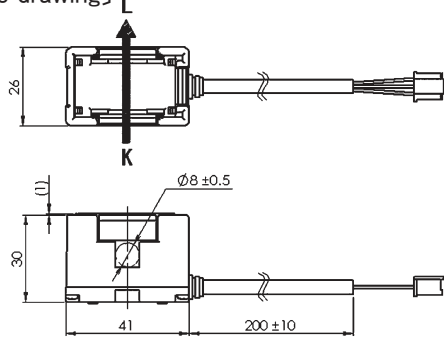


Model CTU-8-CLS

[Features]

- Compact design with setting clamp structure inside of frame
- Using wire with sheath for output wire
- Possible for voltage output of 500mV/50A with internal load resistor (In case not to use internal resistor, it functions as normal CT. Please connect external resistor.)
- Good linearity until small current range of 10mA
- Decreasing influence of external magnetic field with double coils structure (Compared with CTL-10-CLS)
- Build in over voltage clamp device
- Suitable model for AC measurement with vinyl isolated wire below 8mm of finished outline
- Possible to correspond to OEM to match to the customer needs (Please ask separately)

[Outline drawing]

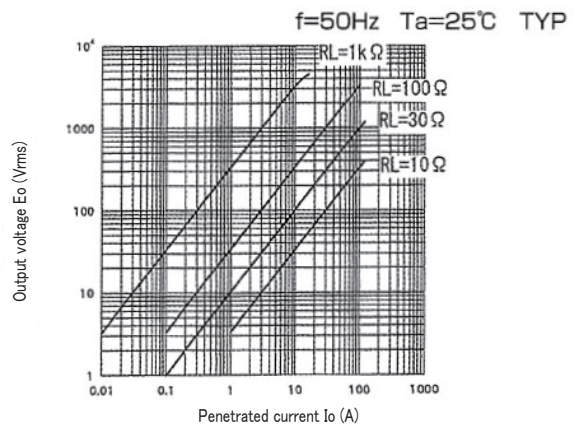


[Specification] $T_a=25^\circ\text{C}$

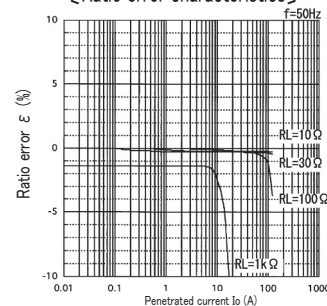
Model	CTU-8-CLS
Primary current	0.01 ~ 75Arms (50 / 60Hz)、 $R_L \leq 10\Omega$
Maximum primary current	75Arms continuous, 150Arms 1s (50/60Hz sine wave)
Output characteristic	External R_L (50A nominal) 500mV \pm 1%/50A (50/60Hz, $R_L=30\Omega$) ※Not including the accuracy of external $R_L=30\Omega$
	External R_L (other conditions) 10,100,1k Ω Refer Output voltage characteristic * Ratio error characteristic (typ)
	Internal R_L (50A nominal) 500mV \pm 2%/50A (50/60Hz) Internal $R_L=30\Omega$ ※Refer Connection diagram
Current ratio	3000 : 1
Secondary windings resistance	330 Ω (reference)
Open circuit protection	Built in 6.5Vp clamped device
Withstand voltage	AC2000V(50/60Hz), 1min(between aperture and output connector terminal in a lump)
Insulation resistance	DC500V, $\geq 100\text{M}\Omega$ (between aperture and output connector terminal in a lump)
Operating temperature	-10 $^\circ\text{C}$ ~ +50 $^\circ\text{C}$, $\leq 80\%\text{RH}$, no condensation, for indoor assembly, free direction for setting
Storage temperature	-30 $^\circ\text{C}$ ~ +90 $^\circ\text{C}$, $\leq 80\%\text{RH}$, no condensation
Fitting repeatability	≈ 100 times(Not corresponding to frequent disorption)
Output wire	Vinyl wire (AWG26 3C \times 200 μ)
Output connector	Socket contact : SXA-001T-P0.6
	Plug housing : XAP-03V-1 (JST)
Mating connector	Pin contact : SXAM-001T-P0.6
	Receptacle housing : XARR-03VF (JST) (Not included)
Mass	approximately 60g

Remark (1) With impacted force on joint surface, there are breakage of ferrite core
 (2) No tension to wire more than 1kg
 (3) Preparing extension wire as separately selling for extension of output wire
 (4) In the contents of product specification, inspection, and so on, it is based on the measurement in conditions of standard temperature, humidity, and no abnormality and no vibration, in the case of no special description.
 (5) Impossible to use in outdoor exposure.
 (6) Though voltage clamped $\pm 6.5\text{Vp}$ with open protection device in the case of wiring during hot line condition accidentally, it is not the acceptance of wiring during open condition, but it is for secondary electrical shock protection.

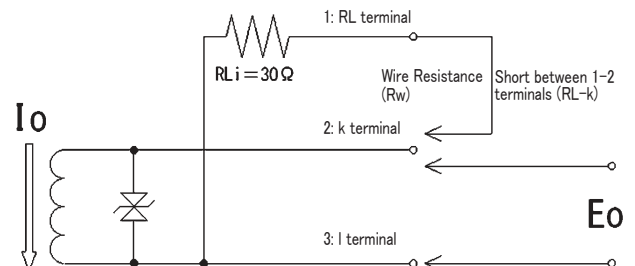
[Output voltage characteristics]



[Ratio error characteristics]



[Connection diagram]



2016.7