
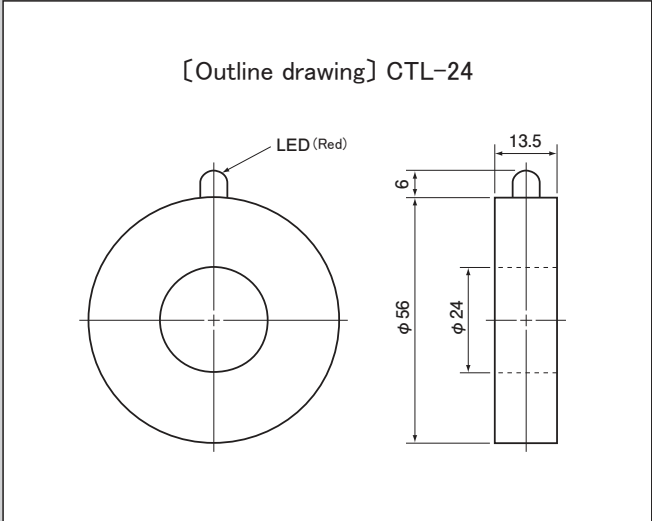
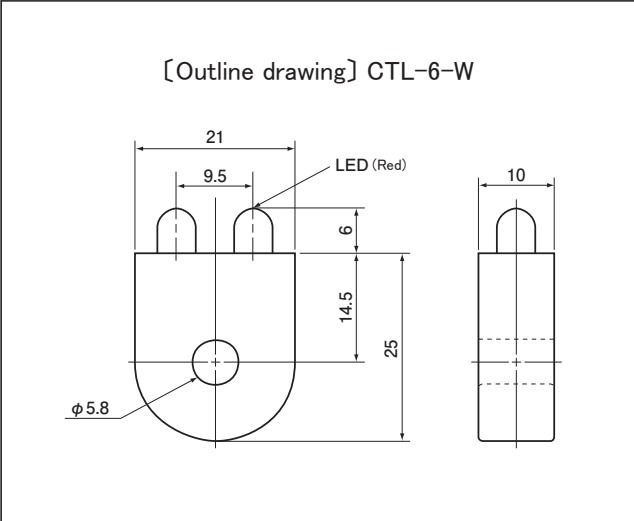


CT build in LED



Model CTL-6-W / CTL-24

- [Features]
- Structure of sealing small current transformer (CT) and LED for luminescence display in one case
 - Convenient and reliable LED indicator to monitor turn ON situation with only inserting AC current flowing wire into centered aperture



[Specification] Ta=25°C		
Model	CTL-6-W	CTL-24
Primary wire diameter	Less than $\phi 5.8$	Less than $\phi 24$
Primary current	1 ~ 20A(continuous) 50A (1min) 100A (1s)	1.2A ~ 320A (continuous) (Build in current limiting resistor)
Minimum emission current	1A	
Operating temperature	-20 ~ +75°C	
Mass	approximately 10g	approximately 60g

Remark

- (1) Example to use 1:Disconnection display of heater and so on
- (2) Example to use 2:Pilot lamp for load display for visibility of load severity
- (3) Example to use 3:Prevision of forgetting switch OFF
- (4) Example to use 4:Load situation indicator of panel