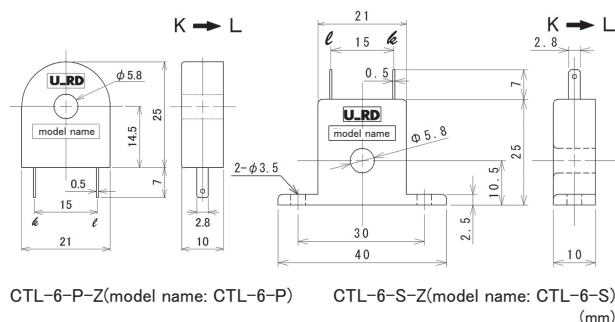


AC current sensor

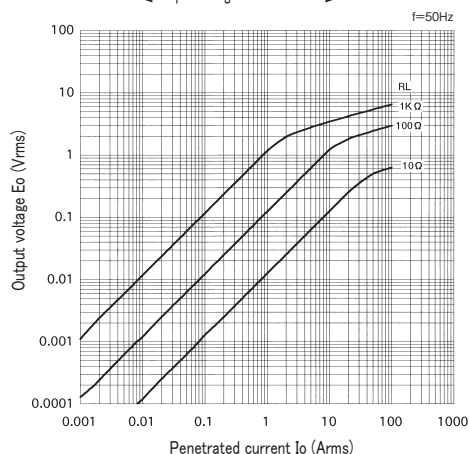
[Features]

- Small size standard current sensor for precise measurement (PCB or Panel mounting type)
- Covering the wide range of 1mA~20A with adoption of permalloy core of high magnetic permeability
- Possible to interface with electrical circuit directly by 800:1 high current ratio
- #110 standard tab for output terminal. Possible to correspond to soldering to PCB and wire

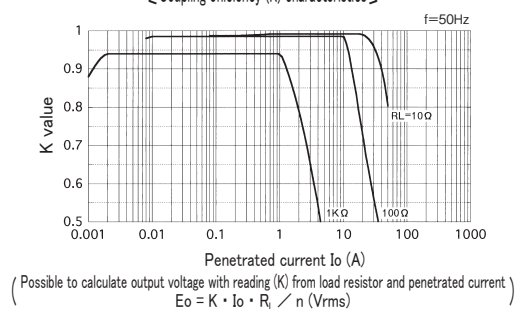
[Outline drawing]



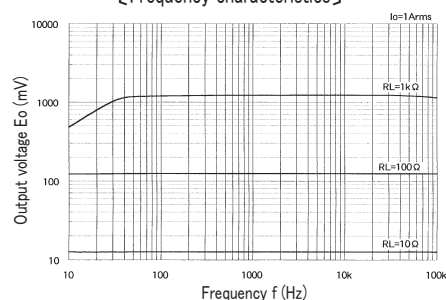
[Output voltage characteristics]



[Coupling efficiency (K) characteristics]



[Frequency characteristics]



[Specification] Ta=25°C

Model	CTL-6-P-Z · CTL-6-S-Z
Primary current	1mA ~ 20Arms (50 / 60Hz)、 $R_L \leq 10 \Omega$
Maximum primary current	80Arms continuous
Output characteristics	Refer "Output voltage characteristics"
Linearity	Refer "Coupling efficiency [K] characteristics" (Use the flat range of [K] characteristic in the application as the linear sensor)
Secondary windings (n)	800 ± 2 turn
Secondary windings resistance	39 Ω (reference)
Withstand voltage	AC2000V(50/60Hz), 1min(between aperture and output terminal in a lump)
Insulation resistance	DC500V, $\geq 100M \Omega$ (between aperture and output terminal in a lump)
Operating temperature	-20°C ~ +75°C , $\leq 80\%RH$, no condensation
Storage temperature	-30°C ~ +90°C , $\leq 80\%RH$, no condensation
Structure	PBT plastic case, potted by epoxy on one side
Output terminal	#110 faston terminal, tin plating
Mass	approximately 12g(CTL-6-P-Z)·approximately 12g(CTL-6-S-Z)

Remark (1) Output voltage is changed by the penetrated current/load resistor/[K] characteristic and so on. Please set up the condition for use with careful investigation of each characteristic

(2) Please use with enough margin if the range of coupling efficiency $[K] \leq 0.9$, because it is the range to happen the individual difference.

(3) Opening the secondary during turn ON is hazardous and the cause of failure, because of generating high voltage

(4) Please be careful of CT heating in case to use with high frequency, although this CT is basically used at 50/60Hz.

(5) Please refer Appendix-1 accessories list for accessories