

## Small size CT for high frequency current and panel mounting -1kHz ~ 1MHz-

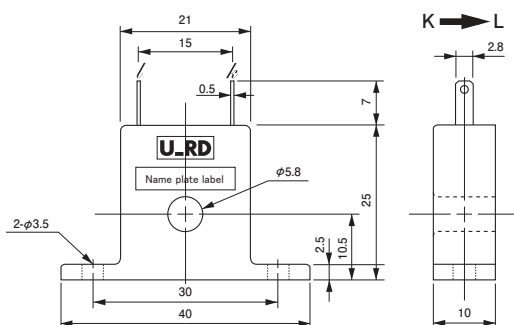


Model CTL-6-S-S9-2.5H

### [Features]

- Small size CT (Current Transformer) for high frequency bandwidth
- Possible to detect current until 1MHz, 60A max without contact, and little load toward current wire (Attention: See remark)
- Possible to apply to detect and control high frequency current for inverter, electromagnetic cooker, high frequency switching power supply, and so on

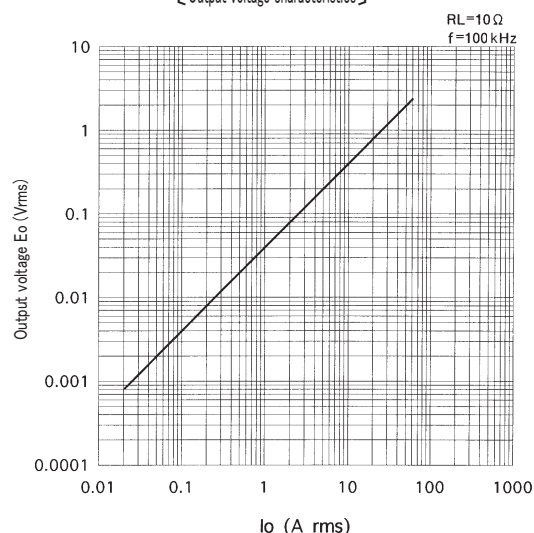
### [Outline drawing]



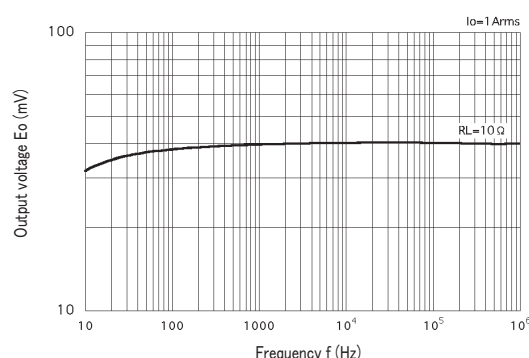
### [Specification] Ta=25°C

Model	CTL-6-S-S9-2.5H
Primary current	0.01 ~ 60Arms、 $R_L=15\Omega$
Maximum primary current	60Arms continuous (1kHz ~ 100kHz sine wave, $R_L=15\Omega$ )
Frequency	1kHz ~ 1MHz
Output characteristics	Refer "Output voltage characteristics"
Linearity	$\pm 3\%$ FS
Secondary windings (n)	$242 \pm 2$ turns
Secondary windings resistance	$2.6\Omega$ (reference)
Withstand voltage	AC2000V(50/60Hz), 1min(between aperture and output terminal in a lump)
Insulation resistance	DC500V, $\geq 100M\Omega$ (between aperture and output terminal in a lump)
Operating temperature	$-20^\circ\text{C} \sim +75^\circ\text{C}$ , $\leq 80\%$ RH, no condensation
Storage temperature	$-30^\circ\text{C} \sim +90^\circ\text{C}$ , $\leq 80\%$ RH, no condensation
Structure	PBT plastic case, potted by epoxy in one side
Output terminal	#110, faston terminal. tin plating
Screw torque	$0.3N \cdot m$
Mass	approximately 11g

### [Output voltage characteristics]



### [Frequency characteristics]



### Remark

- (1) Generate high power on secondary with high frequency application, though small size CT
- (2) Please consider enough safety measure, because of becoming burn out with open secondary circuit especially
- (3) Recommend to use secondary load resistor as low as possible with high frequency and high current, because of reduction of heating by core loss
- (4) Please ask if using for high current, because derating maximum primary current is necessary depended on frequency