

# Precision Purpose CTL-Z series

Medium size enlarged capacity AC current sensor for precise measurement with large aperture and output wire type

AC current sensor

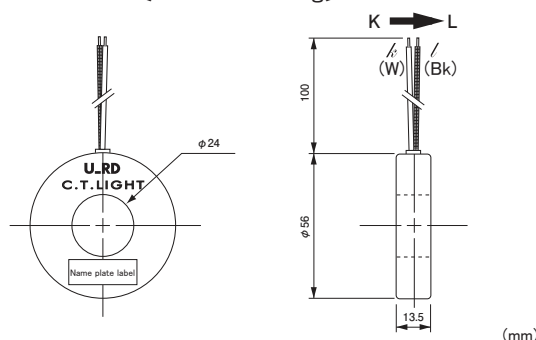


Model CTL-24-S28-20Z

## [Features]

- Enlarged capacity model for primary current from 1mA to 280A with more secondary winding wire turn of standard model (CTL-24-S28-10Z) of large aperture of  $\phi 24$  aperture diameter for precise measurement
- Possible to interface to electrical circuit directly by small secondary current with high current ratio of 2000:1
- Output wire (0.3mm<sup>2</sup> × 100 $\Omega$ ).
- Prepared mounting bracket sold separately (HLD-24) for panel mounting

## [Outline drawing]

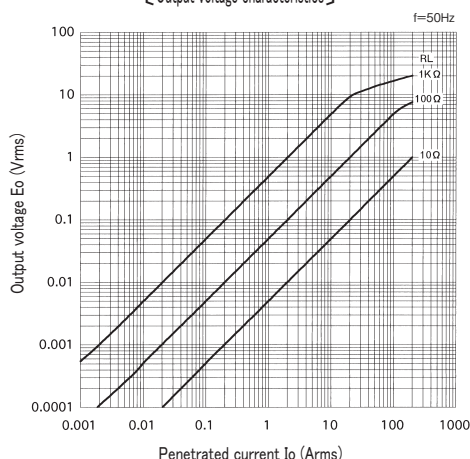


## [Specification] Ta=25°C

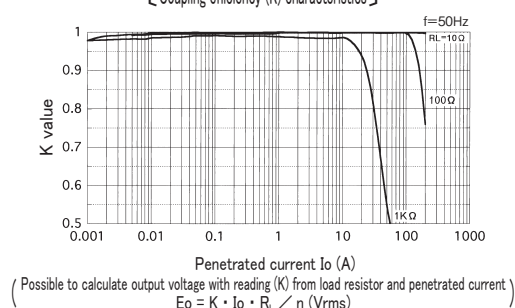
Model	CTL-24-S28-20Z
Primary current	1mA ~ 280Arms (50 / 60Hz)、 $R_L \leq 10\Omega$
Maximum primary current	360Arms continuous
Saturation limited current	250Arms (50 / 60Hz)、 $R_L \leq 1\Omega$
Output characteristics	Refer "Output voltage characteristics"
Linearity	Refer "Coupling efficiency [K] characteristics" (Use the flat range of [K] characteristic in the application as the linear sensor)
Secondary windings (n)	2000 $\pm$ 2 turn
Secondary windings resistance	62 $\Omega$ (reference)
Withstand voltage	AC2000V(50/60Hz), 1min(between aperture and output wire in a lump)
Insulation resistance	DC500V, $\geq 100M\Omega$ (between aperture and output wire in a lump)
Operating temperature	-20°C ~ +75°C, $\leq 80\%RH$ , no condensation
Storage temperature	-30°C ~ +90°C, $\leq 80\%RH$ , no condensation
Structure	Polycarbonate plastic case, potted by epoxy
Output wire	PVC Vinyl isolated wire (0.3mm <sup>2</sup> × 100 $\Omega$ )
Mass	approximately 62g

- Remark (1) Output voltage is changed by the penetrated current/load resistor/[K] characteristic and so on. Please set up the condition for use with careful investigation of each characteristic
- (2) Please use with enough margin if the range of coupling efficiency [K]  $\leq 0.9$ , because it is the range to happen the individual difference.
- (3) Opening the secondary during turn ON is hazardous and the cause of failure, because of generating high voltage
- (4) Please be careful of CT heating in case to use with high frequency, although this CT is basically used at 50/60Hz.
- (5) Please refer Appendix-1 accessories list for accessories

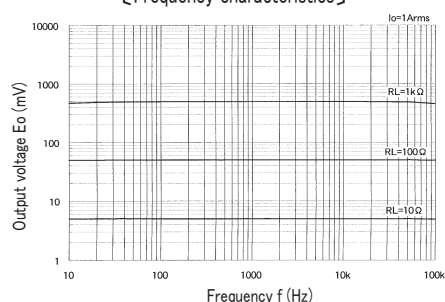
## [Output voltage characteristics]



## [Coupling efficiency (K) characteristics]



## [Frequency characteristics]



2016.7